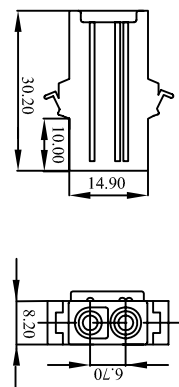
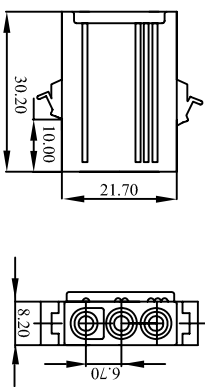


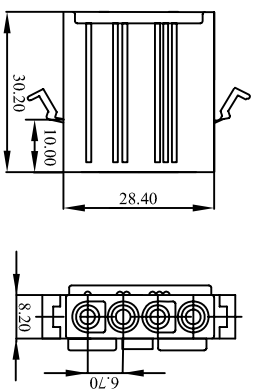
WW236A-F01E (12A600V)



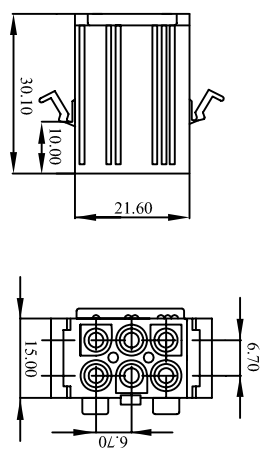
WW236A-F02E (12A600V)



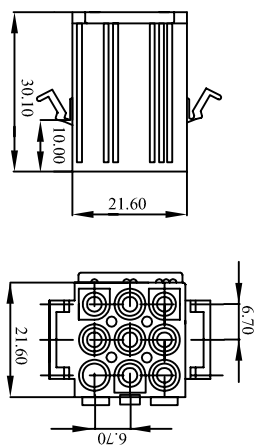
WW236A-F03E (11A600V)



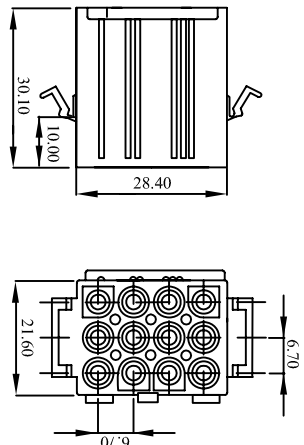
WW236A-F09E (9A600V)



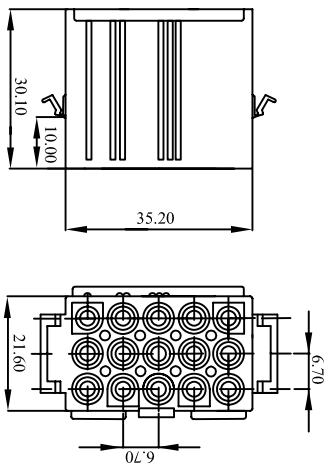
WW236A-F06E (9A600V)



WW236A-F09E (8A600V)



WW236A-F12E (7A600V)



WW236A-F15E (6A600V)

Material: Nylon 66 UL94V-2
 Applicable panel thickness: 0.8 to 2.0mm
 Mate with: WW236-F Series housing
 Current rating: 12A AC, DC Max
 Voltage Rating: 600V AC/DC
 Contact resistance: 15mΩ/Max
 Insulation resistance: 1000MΩ/min
 Withstanding voltage: 1500V AC/Minute
 Temperature range: -25° C to +85° C
 Applicable panel thickness: 2mm Max

| Rev | Description/Date | Drawn By: Storm.li |
|-----|------------------|--------------------|
| △ | | Checked By: Simmon |
| △ | | Approved By: Tony |

Customer:
 Part No.: WW236A-F(E) Series

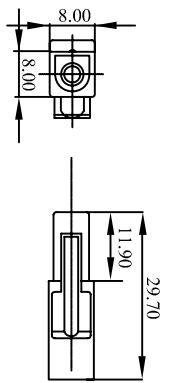
Third angle projection
 General Dimension Tolerance
 Units: mm

SGS Report No.: KA/2004/80788/A-2

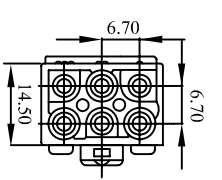
Title: Housing

SOUTH SEA TERMINAL CO., LTD.

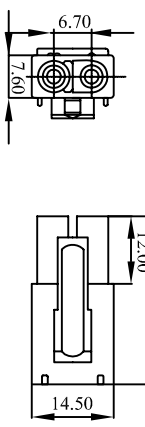
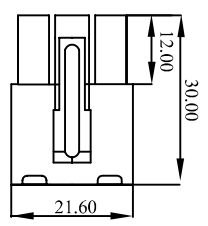
| | | | | | | | | | | | | | |
|---|---|---|---|---|---|---|---|---|----|----|----|----|----|
| 1 | 2 | 3 | 4 | 5 | 6 | 7 | 8 | 9 | 10 | 11 | 12 | 13 | 14 |
|---|---|---|---|---|---|---|---|---|----|----|----|----|----|



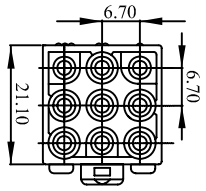
WW236A-M01(12A/600V)



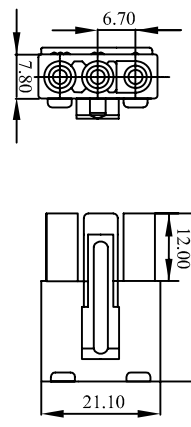
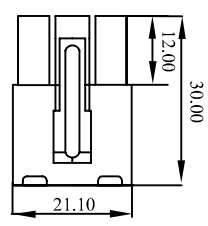
WW236A-M06(9A/600V)



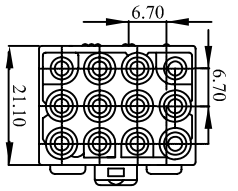
WW236A-M02(12A/600V)



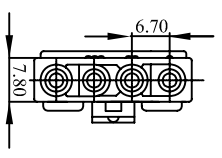
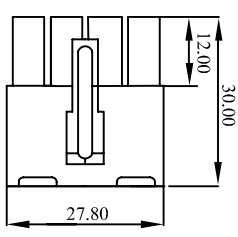
WW236A-M09(8A/600V)



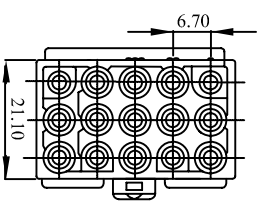
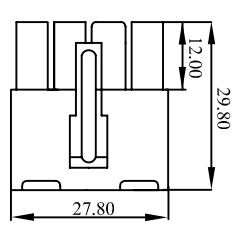
WW236A-M03(11A/600V)



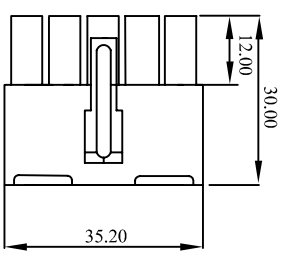
WW236A-M12(7A/600V)



WW236A-M04(9A/600V)



WW236A-M15(6A/600V)



Material: Nylon 66 UL94V-2
 Applicable panel thickness: 0.8 to 2.0mm
 Mate with: WW236-F Series housing
 Current rating: 12A AC, DC Max
 Voltage Rating: 600V AC, DC Max
 Contact resistance: 15mΩ Max
 Insulation resistance: 1000MΩ Min
 Withstanding voltage: 1500V AC/Minute
 Temperature range: -25° C to +85° C
 Applicable panel thickness: 2mm Max

| | | | | | |
|-----------------------------------|------------------|--------------------|---------------------------|------------------------------------|---------------------------------|
| Rev | Description/Date | Drawn By: Storm.li | Customer: | Third angle projection | Units: mm |
| △ | | Checked By: Simmon | Part No.: WW236A-M Series | General Dimension Tolerance | X.X #0.25 X.XX #0.1 X.XXX #0.08 |
| △ | | Approved By: Tony | Title: Housing | SOUTH SEA TERMINAL CO., LTD | |
| SGS Report No.: KA12004/80788/A-2 | | | | | |