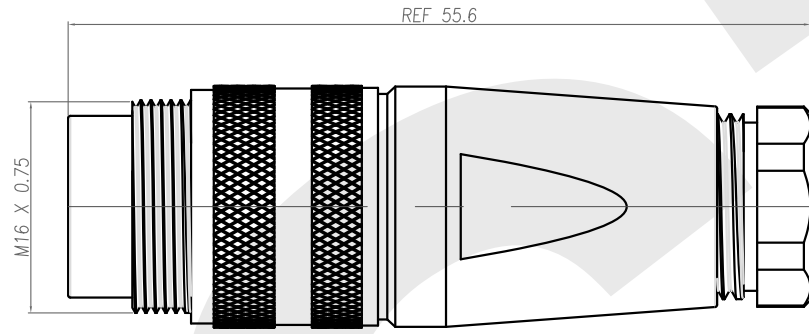
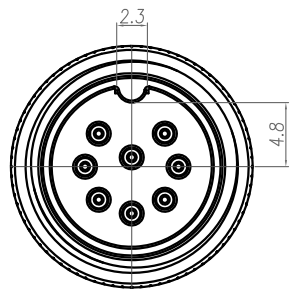
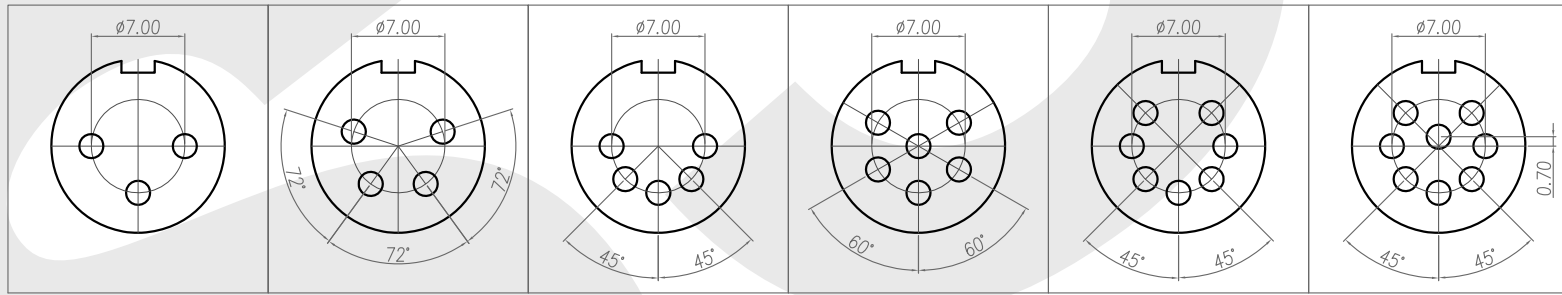


Rev	Revisions	Rev.Drawn	Date
A		Du	18.FEB.2013



1. MATERIAL :
  - 1-1. HOUSING : NYLON UL94V-0 ; COLOR : BLACK
  - 1-2. CONTACT : BRASS
  - 1-3. MAIN BODY : ZINC ALLOY
  - 1-4. LOCK SHELL : BRASS
  - 1-5. SPRING : STAINLESS
  - 1-6. ISOLATION : PVC
  - 1-7. CLAMPS : ZINC ALLOY
  - 1-8. CLAMPS BODY : ZINC ALLOY
  - 1-9. SCREW : BRASS
  - 1-10. BACK BODY : BRASS
  - 1-11. O-RING : EPDM ; COLOR : BLACK
  - 1-12. GLAND : SILICONE COLOR : BLACK
  - 1-13. GLAND CAGE : POM ; COLOR : WHITE
  - 1-14. GLAND NUT : ALUMINUM ALLOY
2. FINISH :
  - 2-1. CONTACT : GOLD FLASH
  - 2-2. MAIN BODY : NICKEL PLATED
  - 2-3. LOCK SHELL : NICKEL PLATED
  - 2-4. CLAMPS : NICKEL PLATED
  - 2-5. CLAMPS BODY : NICKEL PLATED
  - 2-6. SCREW : NICKEL PLATED
  - 2-7. BACK BODY : NICKEL PLATED
  - 2-8. GLAND NUT : SATING NICKEL PLATED
3. ELECTRICAL SPECIFICATION :
  - 3-1. Rated current : 5A
  - 3-2. Rated Voltage : 250V
  - 3-3. Water proof : IPX7
4. Environmental :
  - 4-1. Operation Temperature : -20 ℃~85℃



WP-DIN-16-3-M-W-M-2-GF-AA-SN-A    WP-DIN-16-4-M-W-M-2-GF-AA-SN-A    WP-DIN-16-5-M-W-M-2-GF-AA-SN-A    WP-DIN-16-6-M-W-M-2-GF-AA-SN-A    WP-DIN-16-7-M-W-M-2-GF-AA-SN-A    WP-DIN-16-8-M-W-M-2-GF-AA-SN-A

**SST** SOUTH SEA TERMINAL CO.,LTD

SGS Report No.:	Customer:	Part No.:			
	Title: WATERPROOF DIN(M) ASSEMBLY TYPE		WP-DIN-16-X-M-W-M-2-GF-AA-SN-A		
Drawn By: Storm.Li	SCALE	SHEET	REV.	DWG NO.:	TOLERANCE: .x ±0.20 .xx ±0.10 .xxx ±0.05 .xxxx ±0.03 ANGULA ±1°
Checked By: du	1:1	1/1	A	/	
Approved By: Tony	Thire angle Projection General Dimension Tolerance		Units mm		