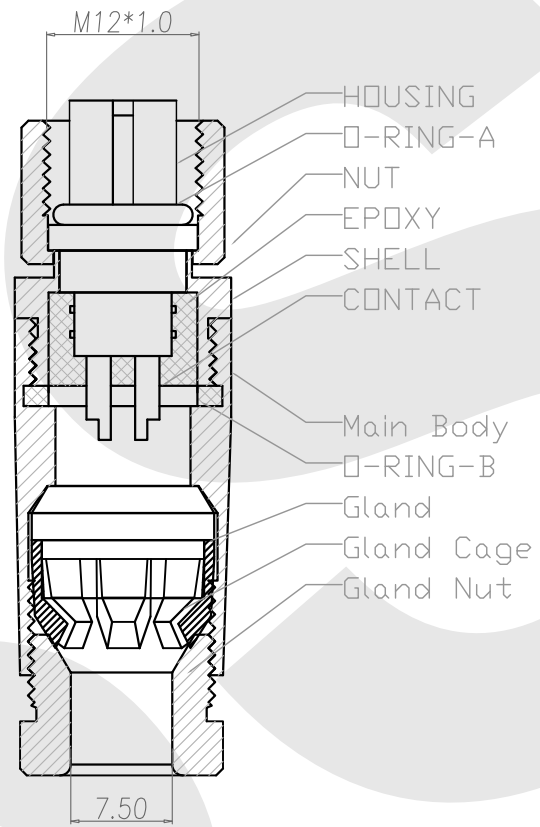
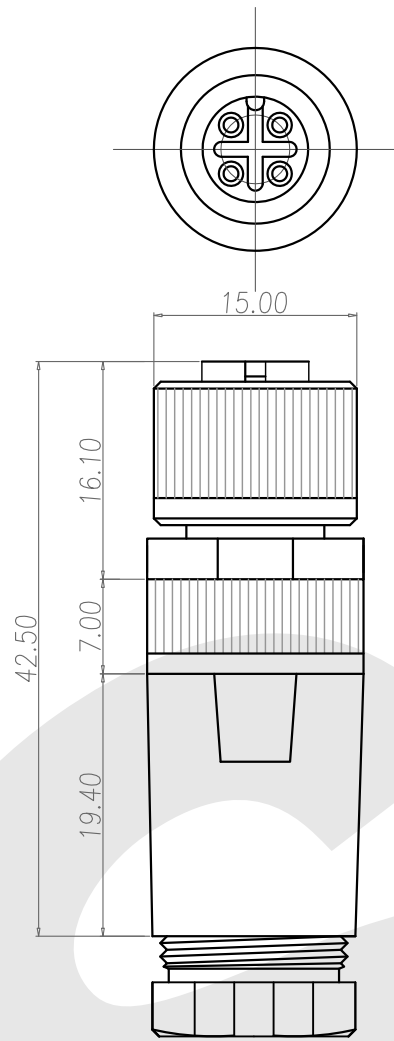
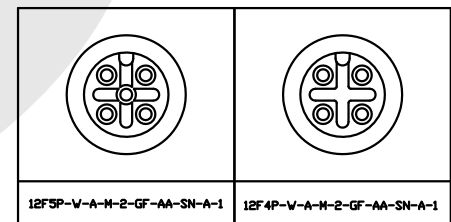


Rev	Revisions	Rev.Drawn	Date
A		Du	10/01/11"



- 1. MATERIAL :**
- 1-1.
 - a. HOUSING : PBT UL94V-0 ; COLOR : BLACK.
 - b. CONTACT : BRASS
 - c. NUT : ALUMINUM ALLOY
 - d. SHELL : ALUMINUM ALLOY
 - e. O-RING A : EPDM ; COLOR : BLACK
 - f. Epoxy Base : EF400A&EF400B. COLOR : BLACK.
 - 1-2. Main Body : ALUMINUM ALLOY
 - 1-3. Gland : SILICONE COLOR : BLACK.
 - 1-4. Gland Cage : POM ; COLOR : WHITE
 - 1-5. Gland Nut : ALUMINUM ALLOY
 - 1-6. O-RING B : SILICON ; COLOR : BLACK
- 2. FINISH :**
- 2-1. a. CONTACT : GOLD FLASH MICRO INCHES MIN. UNDER PLATE : NICKEL.
 - b. NUT : SATING Ni PLATED.
 - c. SHELL : SATING Ni PLATED.
 - 2-2. Main Body : SATING Ni PLATED.
 - 2-3. Gland Nut : SATING Ni PLATED.
- 3. ELECTRICAL SPECIFICATION :**
- 3-1. Rated current : 5A
 - 3-2. Rated Voltage : 125V
 - 3-3. Water proof : IPX7
- 4. Environmental :**
- 4-1. Operation Temperature : -20 ℃~85℃



SST SOUTH SEA TERMINAL CO.,LTD

SGS Report No.:	Customer:	Part No.:
		12F4P-W-A-M-2-GF-AA-SN-A-1
Title:M12 FEMALE ASSEMBLING SOLDER TYPE for CABLE		
Drawn By:Storm.Li	SCALE	SHEET
Checked By:du	1:1	1/1
Approved By: Tony	REV.	A
	DWG NO.:	/
Thire angle Projection		Units
General Dimesion Tolerance		mm
		TOLERANCE:
		.x ±0.20
		.xx ±0.10
		.xxx ±0.05
		.xxxx ±0.03
		ANGULA ±1°